


CHARGED AND READY.
THE ULTIMATE ELECTRIC FIRE TRUCK.



VECTOR™ IS THE FIRST NORTH AMERICAN-STYLE, MOST ADVANCED FULLY ELECTRIC FIRE TRUCK.

One of the most exciting developments in the firefighting industry is here. Vector™ answers the call as the first North American-style fully electric fire truck that's innovatively engineered so firefighters can drive and pump on electric power only. Energized with proven global technology and customizable to meet your department's needs. Zero emissions. Zero greenhouse gas. Reduced noise pollution and quieter on scene. Vector is taking firefighting to an extraordinary new level.




FULLY ELECTRIC DRIVE AND PUMP OPERATIONS—UP TO FOUR HOURS PUMPING AT 1250 GPM (4730 LPM)



TWO TO SIX TIMES MORE BATTERY POWER—316 KWH TOTAL CAPACITY WITH UNDERSIDE REMOVAL ACCESS

Vector is a genuine all-electric fire truck that **responds on electric, pumps on electric, operates at the scene on electric and returns on electric.**

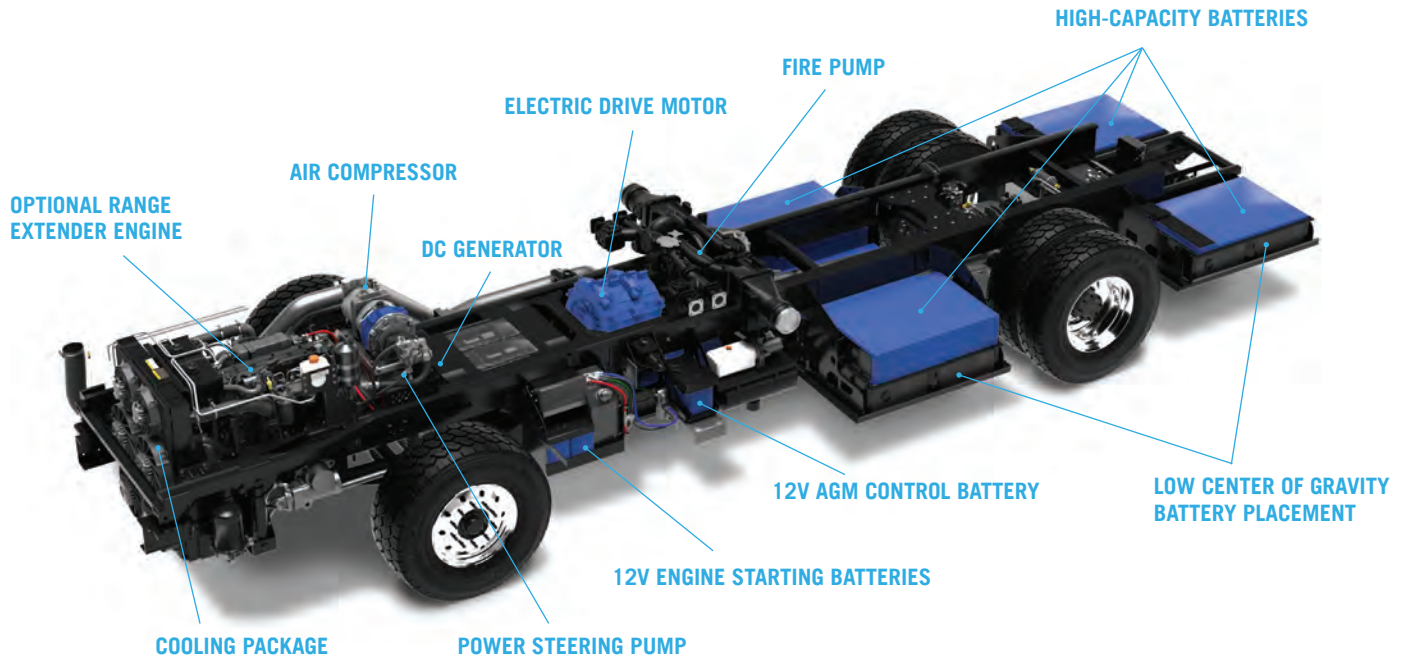


SCAN THE CODE
to learn more.

e-one.com



STRENGTH THROUGH EXCELLENCE.



Fully Electric Drive and Pump Operations

- Performs 100% of fire ground duties, 100% electrical.
- Delivers unrivaled performance, range and efficiency.
- Electric motor takes the place of the diesel engine, driving the pump or the rear axle in normal split shaft operation.
- Designed with the same components that are used on diesel-driven fire apparatus.
- NFPA/ULC compliant completely from battery power.



Locally Stocked Components

- Critical Vector parts will be stocked by REV Parts including:
 - Motors
 - Generator
 - Control Modules
- Batteries will be stocked in North America.

REV Fire Turnkey Charging Consultant

- Site Evaluation
- Utility Upgrades if Needed
- Charger Installation
- Charger Maintenance Plan

To learn more, call our Vector Charging Specialist: 866.448.4979



Battery Performance that Lasts

- Two to six times more battery power.
- High capacity batteries deliver 316 kWh of total power.
- 700-800 volt DC.
- Allows for the longest electric pump duration.
- 12-volt battery system runs normal 12-volt accessories.
- Battery Management System (BMS) manages 12-volt batteries similar to an alternator, ensuring the batteries are always charged.
- 120-volt line voltage option.

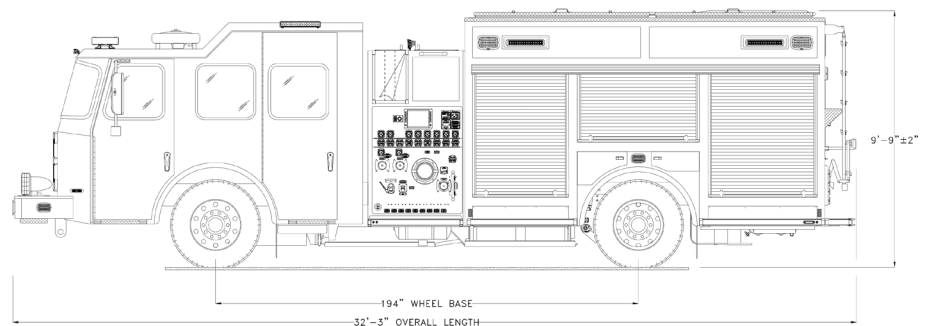


AXIS Telematics

- Reports published through AXIS on Vector Operation.
 - Pack voltage
 - Min/max cell voltage
 - Min/max cell temperature
 - State of charge
 - State of health
- System utilization data.
 - Total number of charge cycles
 - Total energy (kWh)

CUSTOMIZED TO DEPARTMENT REQUIREMENTS

- Up to 1250 GPM (4739 LPM) pump capacity with NFPA/ULC all-electric certification.
- 1500 GPM (5680 LPM) or higher certification with range extender operation.
- Water/foam tank options:
 - 530 gal. (2000 L)
 - 780 gal. (2950 L)
 - 1030 gal. (3900 L)
- In-cab pump controls with electric valve option.



352.237.1122 | e-one.com



STRENGTH THROUGH EXCELLENCE.